DE Ansicht F1, Türe geöffnet
FR Vue F1 , Porte ouverte
EN View F1, Door, open
IT Vista F1, Anta aperta
ES Alzado F1, Puerta abierta
CN 视图 F1，门开启

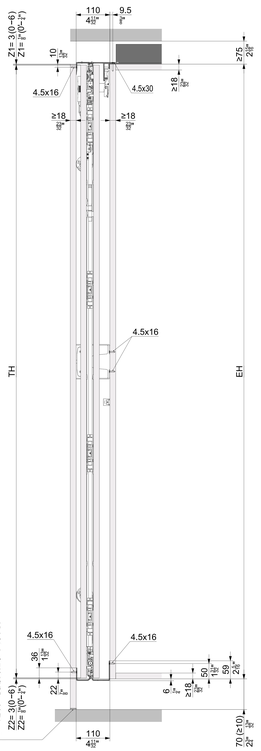

DE Empfehlung: Stellfuss verwenden
FR Recommandation : utiliser un pied de réglage
EN Recommendation: Use adjustable foot
IT Raccomandazione: Utilizzare un piedino regolabile
ES Recomendación: Utilizar un pie ajustable
CN 建议：使用带柜体水平调节脚

DE Ansicht L2, Verstärkungsprofil
FR Vue L2 ,Profil de renforcement
EN View L2, Reinforcement profile
IT Vista L2, Profilo di rinforzo
ES Alzado L2, Perfil de refuerzo
CN 视图 L2，加固型材

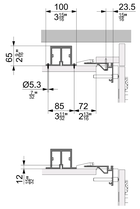

DE Ansicht L3, Variante Verstärkungsprofil innliegen
FR Vue L3 ,Profil de renforcement Variante à l'intérieur
EN View L3, Variante with inlying reinforcement profile
IT Vista L3, Variante profilo di rinforzo interno
ES Alzado L3, Versión con perfil de refuerzo en el interior
CN 视图 L3，加固型材内收型

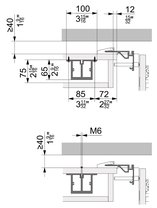

DE Montage Verstärkungsprofil
siehe Beipackblatt 52064
FR Montage profil de renforcement
voir le mode d'emploi joint 52064
EN Reinforcement profile installation
see leaflet 52064
IT Vedere il montaggio del profilo di
rinforzo nel manuale di istruzioni 52064
ES Montaje del perfil de refuerzo: ver hoja
de instrucciones 52064
CN 加固型材组装见包装随附页 52064

DE Bei 4-türigen Anlagen ohne Mittelwände zwingend das Hawa Verstärkungsprofil 24322 verwenden.
FR Pour les installations à 4 portes sans parois centrales, utiliser obligatoirement le profil de renforcement Hawa 24322.
EN It is essential to use the Hawa reinforcement profile 24322 with 4-door systems without separating walls.
IT In sistemi a 4 ante senza pareti centrali è obbligatorio utilizzare il profilo di rinforzo Hawa 24322.
ES En instalaciones de 4 puertas sin pared central es imprescindible utilizar el perfil de refuerzo Hawa 24322.
CN 对于不带中竖立板的四门系统，必须使用 Hawa 加固型材 24322。

DE Ansicht F2, ohne Möbelboden
FR Vue F2 , Sans fond
EN View F2, without base panel
IT Vista F2, senza fondo del mobile
ES Alzado F2, sin base
CN 视图 F2，无家具底板

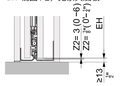

DE Ansicht F3, mit Bodenprofil, siehe Beipackblatt 52063
FR Vue F3 , Avec profil de fond inférieur, voir le mode d'emploi joint 52063
EN View F3, with base profile, see leaflet 52063
IT Vista F3, con profilo a pavimento, vedere manuale di istruzioni 52063
ES Alzado F3, con perfil para la base: ver hoja de instrucciones 52063
CN 视图 F3，带底板型材，见包装随附页 52063

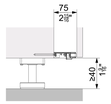

DE Ablängen der Profile
FR Raccourcir les profilés
EN Cutting the profiles to length
IT Taglio a misura dei profili
ES Cortar a medida los perfiles
CN 按长度切割型材

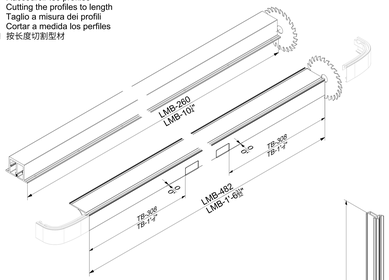

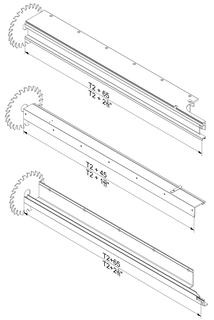



DE Aufsatzschrank
FR Armoire superposée
EN Composed cabinet
IT Armadio integrato
ES Armario sobrepuesto
CN 顶柜

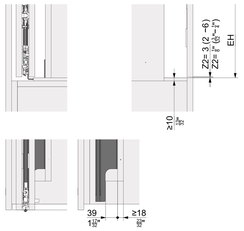

DE Ansicht L1, Türe ausgefahren
FR Vue L1 , Porte escamotée
EN View L1, Door, extended
IT Vista L1, Anta estratta
ES Alzado L1, Puerta extraída
CN 视图 L1，门弹出

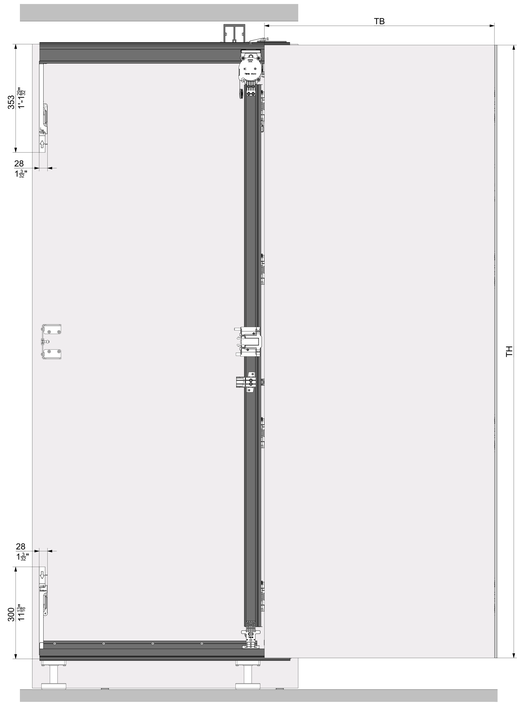

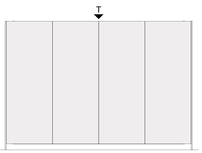

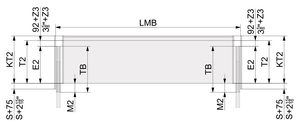

	mm	Inch
T2	TB + 92 + Z3 - M2	TB + 3 5/8" + Z3 - M2
KT2	≥ T2	≥ T2
E2	TB - M2	TB - M2
M2 min.	≥ S + 75	≥ S + 2 15/16"
M2 max.	≤ TB - 250	≤ TB - 9 27/32"

	mm	Inch
S	18 - 26	23/32" - 1 1/32"
T2	≥ 344	≥ 1'1 17/32"
TB	440 - 750	1'5 3/8" - 2'5 1/32"
TH (III 20)	1200 - 2200	3'11 1/4" - 7'2 5/8"
TH (III 25)	1900 - 2700	6'2 13/16" - 8'10 5/32"
Z1	0 - 6	0 - 1/4"
Z2	0 - 6	0 - 1/4"
Z3	2 - 5	1/32" - 3/16"
Z4	2 - 5	1/32" - 3/16"
Z5	2 - 5	1/32" - 3/16"

Z3	TA3
2 mm (3/32")	29 mm (1 5/32")
3 mm (1/8")	28 mm (1 3/32")
4 mm (5/32")	27 mm (1 1/32")
5 mm (3/16")	26 mm (1 1/32")

Z5	TA4
2 mm (3/32")	22.5 mm (29/32")
3 mm (1/8")	22 mm (7/8")
4 mm (5/32")	21.5 mm (13/16")
5 mm (3/16")	21 mm (13/16")

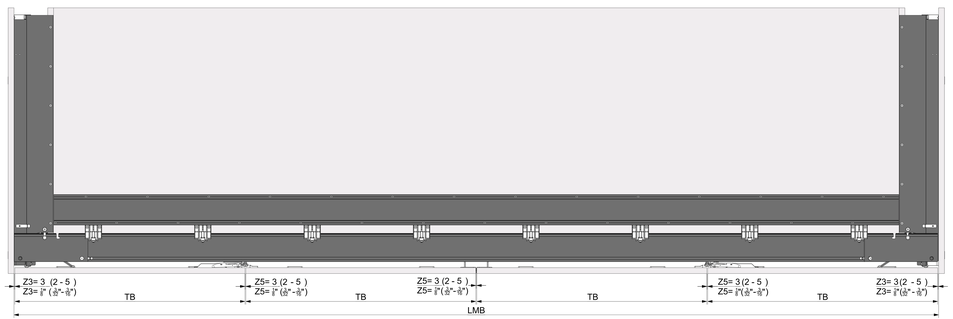

DE rechte Seite der 4-türigen Anlage = gespiegelte Variante der linken Anlage
FR Côté à droite de l'installation à 4 portes= variante inversée de l'installation à gauche
EN Right side of 4-door system= mirrored variant of the left-hand system
IT lato destro del sistema a 4 ante = variante speculare del sistema sinistro
ES lado derecho de la instalación con 4 puertas = versión reflejada de la instalación izquierda
CN 四门系统的右侧 = 左侧系统的镜像形式

DE Ansicht T1, Draufsicht
FR Vue T1 ,Vue de dessus
EN View T1, Top view
IT Vista T1, Vista dall'alto
ES Alzado T1, Vista superior
CN 视图 T1，俯视图

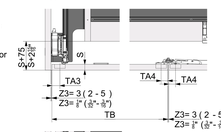

DE Ansicht T4, optional: Zentrierteil magnetisch
FR Vue T4 ,en option : Pièce de centrage magnétique
EN View T4, optional: Magnetic centring part
IT Vista T4, optionale: Centraggio magnetico
ES Alzado T4 ,opcional: Pieza de centrado magnética
CN 视图 T4，可选：磁力相吸件

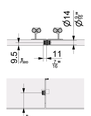

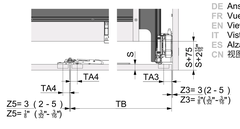

DE Ansicht T1, Draufsicht
FR Vue T1 ,Vue de dessus
EN View T1, Top view
IT Vista T1, Vista dall'alto
ES Alzado T1, Vista superior
CN 视图 T1，俯视图

DE Ansicht T2, Türe vorstehend
FR Vue T2 ,Porte en saillie
EN View T2,Protruding door
IT Vista T2, Porta sporgente
ES Alzado T2, Puerta saliente
CN 视图 T2，门突出

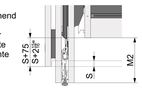

DE Ansicht T3, Türe bündig
FR Vue T3 ,Porte affleurante
EN View T3, Flush door
IT Vista T3, Porta complanare
ES Alzado T3, Puerta enrasada
CN 视图 T3，门平齐

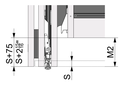

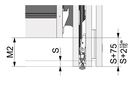

DE Ansicht T3, Türe bündig
FR Vue T3 ,Porte affleurante
EN View T3, Flush door
IT Vista T3, Porta complanare
ES Alzado T3, Puerta enrasada
CN 视图 T3，门平齐

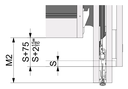

DE Ansicht T2, Türe vorstehend
FR Vue T2 ,Porte en saillie
EN View T2,Protruding door
IT Vista T2, Porta sporgente
ES Alzado T2, Puerta saliente
CN 视图 T2，门突出

	DE	FR	EN	IT	ES	CN
F	Front	Façade	Front	Fronte	Frente	前板
H	Hinten	Arrière	Rear	Dietro	Trasera	背面
L	Links	À gauche	Left	A sinistra	Izquierda	左侧
R	Rechts	À droite	Right	A destra	Derecha	右侧
T	Oben	En haut	Top	Sopra	Arriba	顶部
B	Unten	En bas	Bottom	Sotto	Abajo	底部

DE Hawa Folding Concepta III Push 4-türig
FR Hawa Folding Concepta III Push 4 portes
EN Hawa Folding Concepta III Push 4 doors
IT Hawa Folding Concepta III Push 4 ante
ES Hawa Folding Concepta III Push 4 puertas
CN Hawa Folding Concepta III Push 四门

DE Abkürzungen / FR Abréviations / EN Abbreviatio / IT Abbreviauioni / ES Abreviaturas / CN 缩写

	DE	FR	EN	IT	ES	CN
E2	Einschubtiefe	Profondeur d'escamotage	Slide-in depth	Profondità di inserimento	Profundidad de introducción	推入深度
EH	Einbauhöhe	Hauteur d'encastrement	Installation height	Altezza d'incasso	Altura de montaje	安装高度
KT2	Korpustiefe	Profondeur de corps	Cabinet depth	Profondità mobile	Profundidad del mueble	柜体深度
LMB	Lichtmassbreite	Largeur intérieure	Inside clearance	Larghezza luce	Ancho interior	内部间隙宽度
M2	Türüberstand über Korpus	Saillie de la porte par rapport au corps	Door projection over cabinet	Sporgenza anta sopra il mobile	Solape de la puerta sobre el cuerpo	门板高出柜体高度
S	Türdicke	Épaisseur de porte	Door thickness	Spessore anta	Grosor de la puerta	门板厚度
T2	Beschlagtiefe	Profondeur de ferrure	Hardware depth	Profondità ferramenta	Profundidad del herraje	五金深度
TA	Topfachsabstand	Ecartement d'axe de la chamière invisible	Axis-centre distance of concealed hinge	Distanza scatolina asse	Distancia de la cazoleta	铰链中到门边间距
TB	Türbreite	Largeur de porte	Door width	Larghezza anta	Ancho de puerta	门宽
TH	Türhöhe	Hauteur de porte	Door height	Altezza anta	Altura de puerta	门板高度
Z	Luftzwischenraum	Jeu dans l'espacement	Air gap	Traferro d'aria	Espacio libre	缝隙

Hawa Folding Concepta III Push 4-türig
161972 V08 1/2

Gez./Verf.: 08.01.2024 BBIJ
Rev./Verf.: 16.09.2025 BBIJ

DE Ansicht R1, Aussenseite
FR Vue R1 , Côté extérieur
EN View R1, Outer side
IT Vista R1, Lato esterno
ES Alzado R1, Lateral exterior
CN 视图 R1，外侧



DE Ansicht L1, Beschlagseite
FR Vue L1 , Côté des ferrures
EN View L1, Fitting side
IT Vista L1, Lato ferramenta
ES Alzado L1, Lado del herraje
CN 视图 L1，五金侧

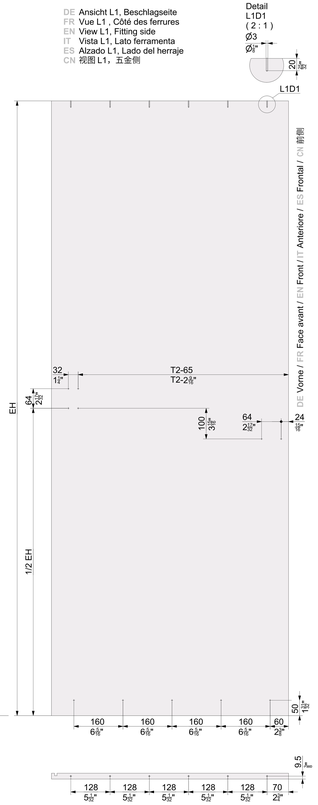

DE Ansicht H2, Falttüre Folding Concepta III 25 Push
FR Vue H2 , Porte pliante Folding Concepta III 25 Push
EN View H2, Folding Concepta III 25 Push folding door
IT Vista H2, Porta a libro Folding Concepta III 25 Push
ES Alzado H2, Puerta plegable Folding Concepta III 25 Push
CN 视图 H2, Folding Concepta III 25 Push 折叠门

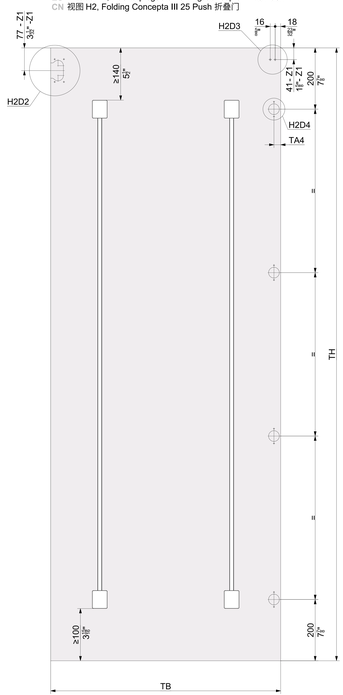

DE Ansicht H2, Falttüre Folding Concepta III 20 Push
FR Vue H2 , Porte pliante Folding Concepta III 20 Push
EN View H2, Folding Concepta III 20 Push folding door
IT Vista H2, Porta a libro Folding Concepta III 20 Push
ES Alzado H2, Puerta plegable Folding Concepta III 20 Push
CN 视图 H2, Folding Concepta III 20 Push 折叠门

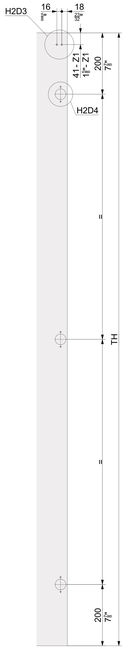

DE Ansicht H1, Drehtüre Folding Concepta III 25 Push
FR Vue H1 , Porte tournante Folding Concepta III 25 Push
EN View H1, Folding Concepta III 25 Push pivot door
IT Vista H1, Porta girevole Folding Concepta III 25 Push
ES Alzado H1, Puerta giratoria Folding Concepta III 25 Push
CN 视图 H1, Folding Concepta III 25 Push 旋转门

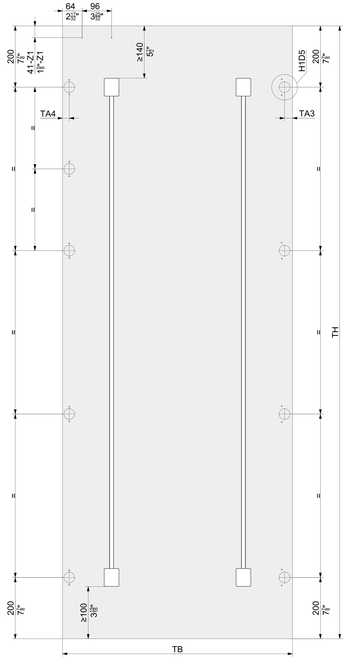

DE Ansicht H1, Drehtüre Folding Concepta III 20 Push
FR Vue H1 , Porte tournante Folding Concepta III 20 Push
EN View H1, Folding Concepta III 20 Push pivot door
IT Vista H1, Porta girevole Folding Concepta III 20 Push
ES Alzado H1, Puerta giratoria Folding Concepta III 20 Push
CN 视图 H1, Folding Concepta III 20 Push 旋转门

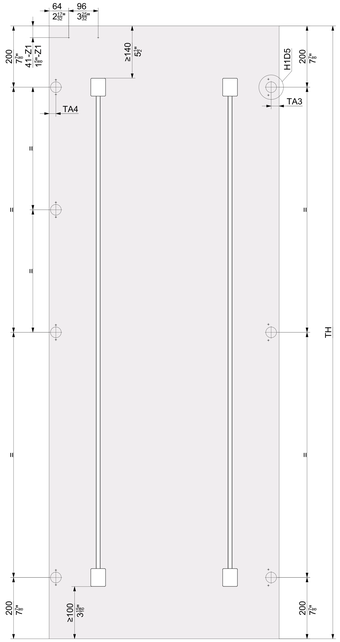

Detail
H2D2
(2 : 1)

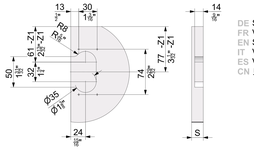

DE Siehe Beipackblatt 52119
FR Voir le mode d'emploi joint 52119
EN See leaflet 52119
IT Vedere manuale di istruzioni 52119
ES Ver hoja de instrucciones 52119
CN 见包装随附页 52119

Detail
H2D4
(2 : 1)

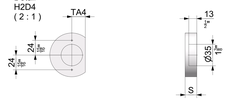

Z5	TA4
2 mm (5/64")	22.5 mm (29/32")
3 mm (1/8")	22 mm (7/8")
4 mm (5/32")	21.5 mm (27/32")
5 mm (3/16")	21 mm (13/16")

Detail
H1D5
(2 : 1)

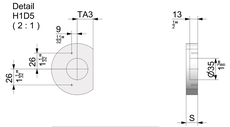

Z3	TA3
2 mm (5/64")	29 mm (1 5/32")
3 mm (1/8")	28 mm (1 1/8")
4 mm (5/32")	27 mm (1 1/16")
5 mm (3/16")	26 mm (1 1/32")

Detail
H2D3
(2 : 1)

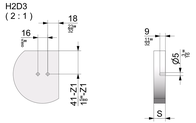

DE Ansicht T1, Schrankdeckel
FR Vue T1 , Couvercle d'armoire
EN View T1, Cabinet lid
IT Vista T1, Coperchio del mobile
ES Alzado T1, Tapa del armario
CN 视图 T1，橱柜顶板

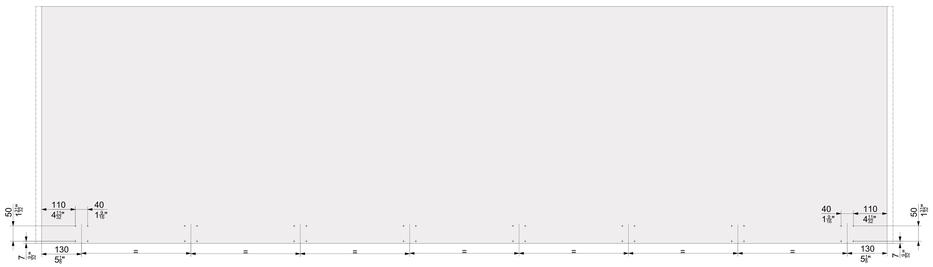





	mm	Inch
T2	TB + 92 + Z3 - M2	TB + 3 5/8" + Z3 - M2
KT2	≥ T2	≥ T2
E2	TB - M2	TB - M2
M2 min.	≥ S + 75	≥ S + 2 15/16"
M2 max.	≤ TB - 250	≤ TB - 9 27/32"

	mm	Inch
S	18 - 26	23/32" - 1 1/32"
T2	≥ 344	≥ 1'1 17/32"
TB	440 - 750	1'5 5/16" - 2'5 13/32"
TH (III 20)	1200 - 2200	3'11 1/2" - 7'2 5/8"
TH (III 25)	1900 - 2700	6'2 13/16" - 8'10 5/16"
Z1	0 - 6	0 - 1/4"
Z2	0 - 6	0 - 1/4"
Z3	2 - 5	3/32" - 3/16"
Z4	2 - 5	3/32" - 3/16"
Z5	2 - 5	3/32" - 3/16"

DE Abkürzungen / FR Abréviations / EN Abbreviations / IT Abbreviauioni / ES Abreviaturas / CN 缩写

	DE	FR	EN	IT	ES	CN
E2	Einschubtiefe	Profondeur d'escamotage	Slide-in depth	Profondità di inserimento	Profundidad de introducción	推入深度
EH	Einbauhöhe	Hauteur d'encastrement	Installation height	Altezza d'incasso	Altiura de montaje	安装高度
KT2	Korpustiefe	Profondeur de corps	Cabinet depth	Profondità mobile	Profundidad del mueble	柜体深度
LMB	Lichtmassbreite	Largeur intérieure	Inside clearance	Larghezza luce	Ancho interior	内部间隙宽度
M2	Türüberstand über Korpus	Saillie de la porte par rapport au corps	Door projection over cabinet	Sporgenza anta sopra il mobile	Solape de la puerta sobre el cuerpo	门板高出柜体高度
S	Türdicke	Epaisseur de porte	Door thickness	Spessore anta	Grosor de la puerta	门板厚度
T2	Beschlagtiefe	Profondeur de ferrure	Hardware depth	Profondità ferramenta	Profundidad del herraje	五金深度
TA	Topfachsabstand	Ecartement d'axe de la chamière invisible	Axis-centre distance of concealed hinge	Distanza scatolina asse	Distancia de la cazoleta	铰链中到门边间距
TB	Türbreite	Largeur de porte	Door width	Larghezza anta	Ancho de puerta	门宽
TH	Türhöhe	Hauteur de porte	Door height	Altezza anta	Altura de puerta	门板高度
Z	Luftzwischenraum	Jeu dans l'espacement	Air gap	Traferro d'aria	Espacio libre	缝隙

DE rechte Seite der 4-türigen Anlage = gespiegelte Variante der linken Anlage
FR Côté à droite de l'installation à 4 portes= variante inversée de l'installation à gauche
EN Right side of 4-door system= mirrored variant of the left-hand system
IT lato destro del sistema a 4 ante = variante speculare del sistema sinistro
ES lado derecho de la instalación con 4 puertas = versión reflejada de la instalación izquierda
CN 四门系统的右侧 = 左侧系统的镜像形式

	DE	FR	EN	IT	ES	CN
F	Front	Façade	Front	Fronte	Frente	前板
H	Hinten	Arrière	Rear	Dietro	Trasera	背面
L	Links	À gauche	Left	A sinistra	Izquierda	左侧
R	Rechts	À droite	Right	A destra	Derecha	右侧
T	Oben	En haut	Top	Sopra	Arriba	顶部
B	Unten	En bas	Bottom	Sotto	Abajo	底部

DE Hawa Folding Concepta III Push 4-türig
FR Hawa Folding Concepta III Push 4 portes
EN Hawa Folding Concepta III Push 4 doors
IT Hawa Folding Concepta III Push 4 ante
ES Hawa Folding Concepta III Push 4 puertas
CN Hawa Folding Concepta III Push 四门

Hawa Folding Concepta III Push 4-türig
161972 V08 2/2

Hawa sliding solutions

Gez./Verf.: 08.01.2024 BBIJ
Rev./Verf.: 16.09.2025 BBIJ

All rights reserved